


## Safari Montage

---

### Logging into Safari Montage



The image shows the Safari Montage login interface. At the top, the 'SAFARI MONTAGE' logo is displayed in a large, bold, black font with a blue underline, set against a background of green and blue light streaks. Below the logo, the login form is presented on a light gray background. It includes three input fields: 'School:' with a dropdown menu showing 'NH/ Solebury HS' (marked with a red circle containing the number 1), 'Username:' with a text box containing 'schwanderm' (marked with a red circle containing the number 2), and 'Password:' with a masked text box. To the right of the password field is a 'Log in' button. Below the password field is a link that says '• I forgot my password'. In the bottom right corner, there is a 'SAFARI MONTAGE TUTORIAL' button.

Safari Montage is only accessible from school.

Go to <http://econtent.bucksiu.org>

Select NH/Solebury HS (or MS) from the drop-down menu (1)

Your login is the same as your school network login (2)

## Your Dashboard

**SAFARI MONTAGE** My School jessmith | Logout Search

Dashboard Search Subjects Standards Playlists Add-Ons Preferences Help

Click the button adjacent to the title or segment you wish to view.

View Full Screen First-Time User? SAFARI MONTAGE TUTORIAL

**Active Playlist [0 items]: Photosynthesis**

My Recent Playlists School Playlists District Playlists

Photosynthesis  
California  
Martin Luther King, Jr.  
State Capitals  
more »

**My Recent Videos**

Abraham Lincoln (2: min 00 sec)  
Photosynthesis (15 min)  
Martin Luther King, Jr. (32 min 30 sec)  
more »

**Newly Received Content** My Requested Items

Civil Rights (18 min 30 sec)  
U.S. Declaration of Independence (28 min)  
The French Revolution (10 min 30 sec)  
more »

**District and School News**

1. Your Dashboard shows the most recent activity on your Safari account and any announcements from the district.
2. On each page, you have a navigation bar with tabs to help you locate information.
3. The left-side is your video player where your media will be displayed.

## Searching for Media

**SAFARI MONTAGE** My School jsmith | Log out 1

**Dashboard** Search Subjects Standards Playlists Add-Ons Preferences Help

Search Active Playlist [0 items]: Photosynthesis 4

Results 1 to 21 of 21 Sort by: Relevance [Collapse Chapter Results](#)

**Photosynthesis** TEACHER'S GUIDE DATA SHEET QUIZ SCHLESINGER MEDIA

**Format:** **Running Time:** 23 min 3 sec **Grades:** 5 to 8 2

Plants play an important role in the survival of every living thing; in fact, they are responsible for our very existence! In this...

**Top 2 chapter matches of 10:** [More Chapters](#)

**Chapter 2: The Origin of Photosynthesis:** **Photosynthesis** Started with Bacteria and Algae 3.5. Million Years Ago (1 min 37 sec)

**Chapter 9: All Living Things are Dependent on the Process of Photosynthesis** (2 min 43 sec)

**Advanced Search** 3

**Keyword:**

**Grade Range:** Pre-K  to Adult

**Publisher:** All Publishers

**Copyright:** In  All Yrs.

**Attachments**

Teacher's Guides:	<input type="checkbox"/>
Quizzes:	<input type="checkbox"/>
Data Sheets:	<input type="checkbox"/>
Other:	<input type="checkbox"/>

**Media Types**

Video:	<input checked="" type="checkbox"/>
Image:	<input checked="" type="checkbox"/>
Audio:	<input checked="" type="checkbox"/>

**Show:** 25  titles per page

[Preferences](#) [New Search](#)

**Recent Searches:**





- [george washington](#) in Pre-K to 4
- [George Washington](#) in K to 4
- [Abraham Lincoln](#) in K to 4
- [photosynthesis](#) in Pre-K to Adult
- [photo](#) in Pre-K to Adult



1. Type in a keyword in the search box in the upper right-hand corner.
2. The right-hand side shows you the results of the media search.
3. The left-hand side allows you to further narrow your results.
4. Note that much of the search criteria is set-up by your Preferences. You can change your preferences to customize your search criteria.

Results 1 to 19 of 19

Sort by: Title

[Collapse Chapter Results](#)

  **1600 Pennsylvania Avenue: The White House**   Digital Media



**1** Format:  



Running Time: 1 hr 27 min 59 sec



Grades: 4 to 9



This behind-the-scenes look at the White House and its history is divided into classroom-friendly 3-10-minute segments. In the p...

**Top 2 chapter matches of 9:** [More Chapters](#)

  **Chapter 2: The White House: Built for the Ages (6 min 50 sec)**

**2**   In 1789, Congress agreed to build a new capital city, which by law had to be occupied by November 1, 1800; **George Washington** wanted the city built on the Potomac River; a competition was held to select the builder for the President's house but no design was acceptable; James Hoban, a builder from Charleston worked with **Washington** on sketches and Hoban won the competition. (1 min 50 sec)



  **Chapter 3: The White House: The Working House (13 min 9 sec)**

  **George Washington** died before the White House was finished; John Adams was the first president to sleep in the White House on November 1, 1800. (1 min 7 sec)

1. Each result item lists the title, running time, grade level and description.
2. The program is then broken down by chapters and key concepts, with the keyword highlighted.

# 1600 Pennsylvania Avenue: The White House

Active Playlist [0 items] :  
Photosynthesis

Formats:  

Running Time: 1 hour 28 minutes

Grades: 4 to 9



This behind-the-scenes look at the White House and its history is divided into classroom-friendly 3-13-minute segments. In the p...

Copyright 1997

## Chapters and Key Concepts

 [Expand All](#)


 [Permanent Links](#)

 [Add Title to Playlist](#)

 [Play All](#)

 **Chapter 1:** Introduction to the White House (8 min 43 sec)

 **Chapter 2:** The White House: Built for the Ages (6 min 50 sec)

 **Chapter 3:** The White House: The Working House (13 min 9 sec)

 **Chapter 4:** Why the White House is White (11 min 47 sec)


 

 **Chapter 5:** The White House: Preparations for a State Dinner (8 min 53 sec)

 **Chapter 6:** African American Relations in the White House (11 min 5 sec)

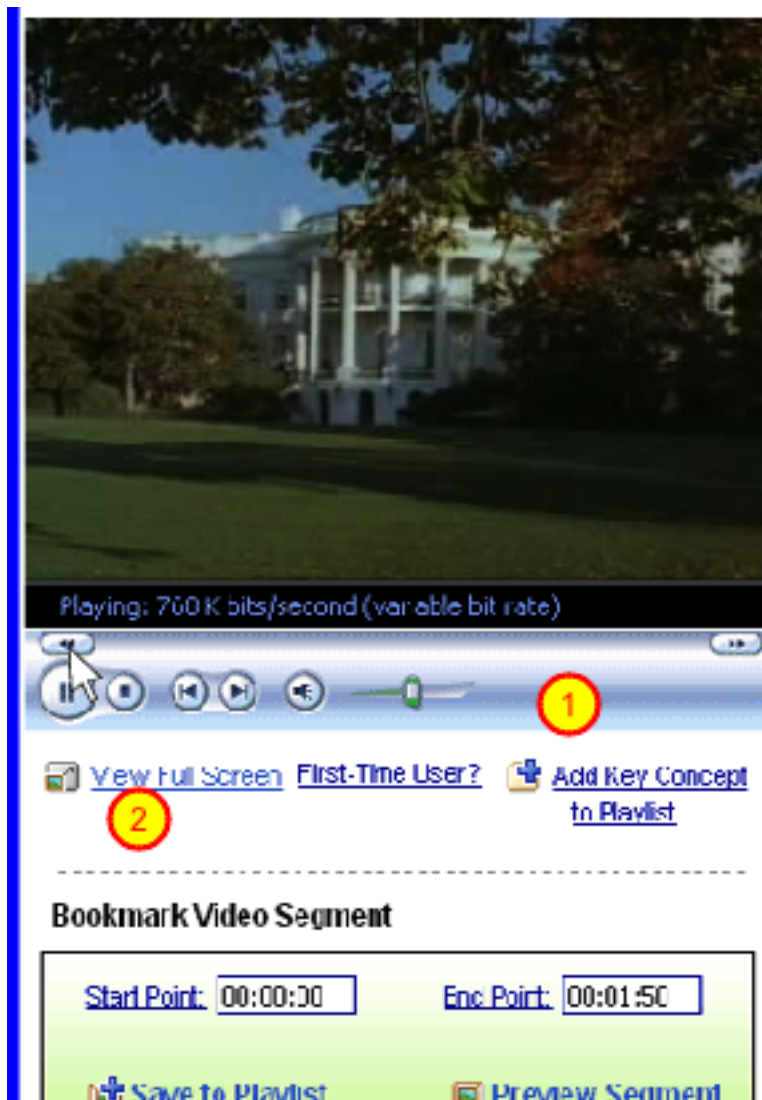
 

 **Chapter 7:** The White House: The Oval Office (7 min 13 sec)

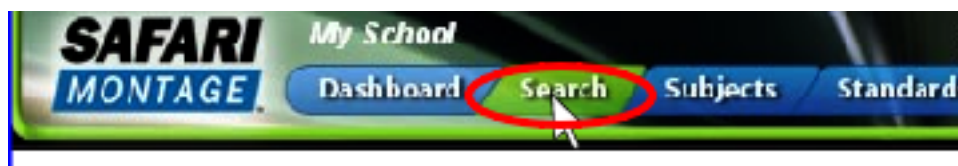
1. To examine certain chapters and key concepts, click on a title within the search results.
2. Each chapter is listed and can be expanded for a full description about that chapter.
- 3/ To play any clip, click the green play button.

## Viewing Videos



Videos play on the left-hand side of the screen.

1. You can pause, stop, rewind, fast forward and adjust the audio with the buttons under the video.
2. You can also view the video full-screen at any time.



You can return to your search results at any time by clicking on **Search** on your menu bar.



## Search by Subject

The screenshot shows the Safari Montage website interface. At the top, the 'Subjects' menu item is highlighted with a red circle and a yellow circle containing the number 1. Below the menu, the 'Browse by Subjects' section is visible. On the left, there is a 'Browsing Grade Range' dropdown set to 'Pre-K' to 'Adult'. An 'Advanced Browse' box contains filters for 'Publisher' (All Publishers), 'Copyright' (In All Years), and 'Show' (25 titles per page). The main content area displays a grid of subject categories. A red arrow points to a blue arrow next to 'Health & Sports' with a yellow circle containing the number 2. Another red arrow points to a green circle next to 'Workplace Issues' with a yellow circle containing the number 3. The subjects listed include Biographies, Children's, Education & Business, Entertainment & The Arts, Geography & Travel, Health & Sports, Hobbies, Language, Literature, Math, Multiculturalism, Parenting, Reference & Careers, Science, Social Studies (1007 titles), American History, Ancient History, Biographies, Black Studies, Children's, Economics, Historic Periods, Legends & Supernatural, Military History, Multiculturalism, Religion, Transportation, Women's Studies, World History, Multiculturalism (448 titles), Asian Studies, Biographies, Black Studies, Civil Rights, Eastern European Studies, European Studies, Hispanic Studies, Immigration, Middle Eastern Studies, Native Americans, Racism & Prejudice, Religion, and Women's Studies. On the right, there is a list of specific topics with title counts: Civil Rights (61 titles), Biographies (32 titles), Black Studies (46 titles), Civil Rights Movement (30 titles), Gay & Lesbian Rights, Japanese Americans (1 title), Malcolm X (4 titles), Martin Luther King, Jr. (20 titles), Religion (6 titles), Suffrage (14 titles), Women's Studies (19 titles), and Workplace Issues (14 titles).

1. Search by subject by clicking on **Subject** on the menu bar.
2. You can expand your subject search by clicking on a blue arrow to the right of each word.
3. A green circle indicates a media title is available

## Creating a Playlist

The screenshot shows the 'Safari Montage' application interface. At the top, the 'My School' header includes a search bar and a 'Search' button. Below this is a navigation bar with tabs: Dashboard, Search, Subjects, Standards, **Playlists** (highlighted with a red circle), Add-Ons, Preferences, and Help. On the left side, a sidebar menu lists: New Playlist (highlighted with a red arrow), Merge Playlists, Playlists, My Playlists, and Shared Playlists. The main content area is titled 'Enter the New Playlist Information Below.' and contains the following form fields:

- Playlist Title:** Text input field containing 'George Washington'.
- Subject:** Text input field.
- User:** Text input field containing 'smith'.
- Viewable By:** Dropdown menu set to 'All Users'.
- Grade Range:** Two dropdown menus set to 'Grade 5' and 'Adult'.
- Comments:** Large text area for comments.
- Share this Playlist?** A dropdown menu set to 'No' with a note: 'To share your playlist globally, you will need to add a title.'

At the bottom of the form is a button labeled 'Save Playlist Info', which is circled in red.

Create a playlist by clicking on the Playlist tab and clicking on New Playlist on the left. You can enter the playlist information on the right-hand side. Hit Save Playlist Info once completed.



## Adding to your Playlists

**Playlists • My Playlists**

**Active Playlist [0 items] : George Washington**

**New Playlist**

**Merge Playlists**

**Playlists**

**My Playlists**

**Shared Playlists**

**Search My Playlists:**

**Grade Range:** Pre-K to Adult **Search**

Results 1 to 4 of 4

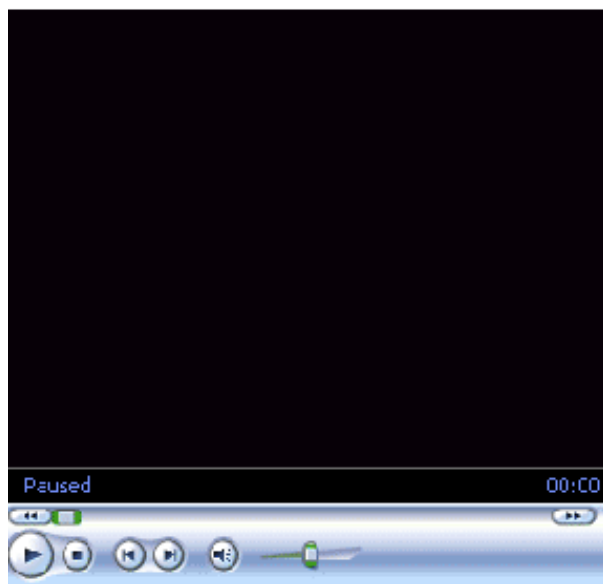
**Sort By:** Playlist Name A to Z

Playlist Name	Status	Creation Date	Actions
<a href="#">George Washington</a>	Active Playlist	Wednesday, September 20, 2006, 03:51:32 PM	
<a href="#">Photosynthesis</a>		Thursday, August 15, 2006, 05:15:30 PM	
<a href="#">California</a>		Tuesday, September 5, 2006, 03:21:07 PM	
<a href="#">Martin Luther King, Jr.</a>		Monday, August 27, 2006, 09:07:45 AM	

**SAFARI MONTAGE TUTORIAL**

Note that once you select a playlist, it will be highlighted in yellow and will appear listed in your **Active Playlist** view.

As you search and select videos, it is your active playlist which content will be added to.



[View Full Screen](#) [First-Line User?](#) [Add Chapter to Playlist](#)

#### Bookmark Video Segment

Start Point:  End Point:

[Save to Playlist](#) [Preview Segment](#)

## George Washington

Active Playlist [0 items] : George Washington

Formats:   
Running Time: 25 minutes  
Grades: K to 4



From military scout, to colonial farmer, to General, to President of the United States, George Washington set the standard for w...

Copyright 2003, part of Great Americans for Children Video Series

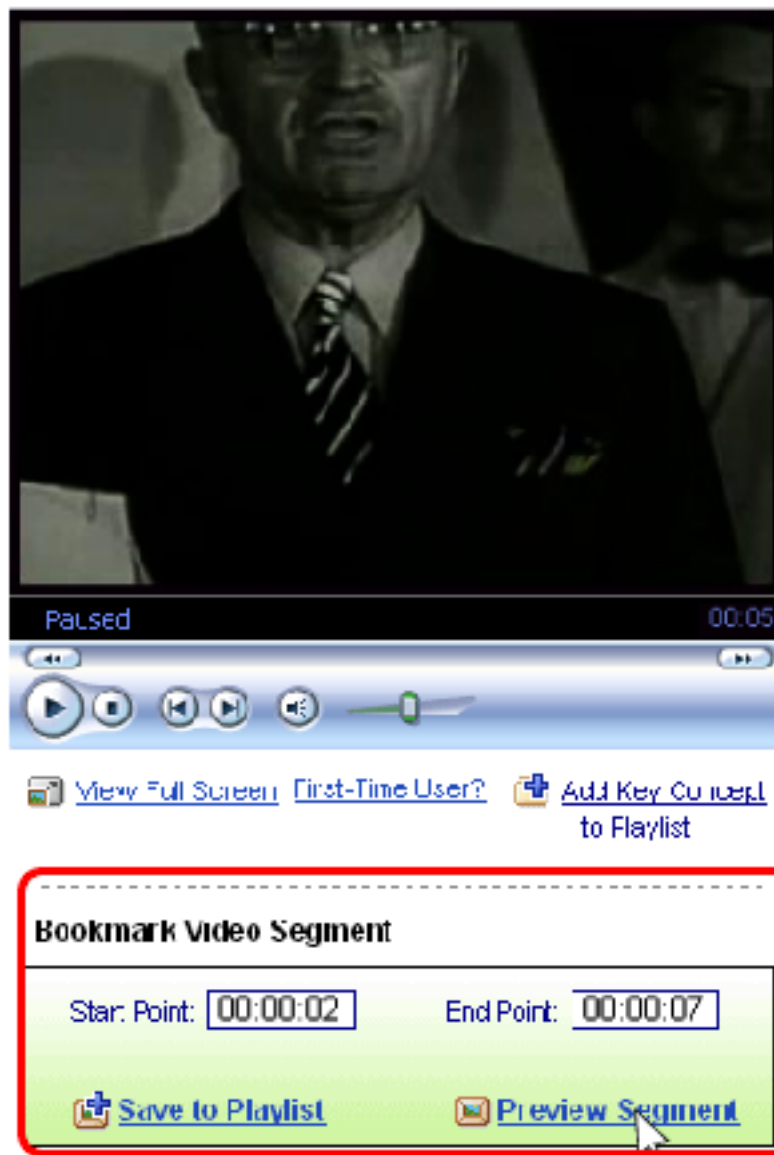
### Chapters and Key Concepts

[Expand All](#) [Permanent Links](#) [Add Title to Playlist](#) [Play All](#)

- ☒ Chapter 1: Introduction to George Washington and an Overview of His Life (1 min 15 sec) [Add to Playlist](#)
- ☒ Chapter 2: The Early Life of George Washington (5 min 15 sec) [Add to Playlist](#)
- ☒ Chapter 3: George Washington and the French and Indian War (1 min 22 sec) [Add to Playlist](#)
- ☒ Chapter 4: George Washington and His Home at Mount Vernon (2 min 26 sec) [Add to Playlist](#)
- ☒ Chapter 5: George Washington and the Events Leading Up to the Revolutionary War (3 min 27 sec) [Add to Playlist](#)
- ☒ Chapter 6: General George Washington Commands the Continental Army in the Revolutionary War (5 min 21 sec) [Add to Playlist](#)

Add video segments to your active playlist by either clicking on the icon next to the chosen chapter (1) or under the video player (2).

## Bookmarking Videos



One of the nicest features of Safari Montage is the ability to customize the start and end points of video segments, and add them to your playlist.

As a video is playing, you can click on the Start Point and End Point according to the point you specify. You can then add that bookmarked segment to your playlist.